


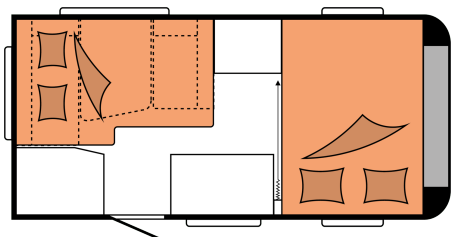
# ONTOUR 390 SF



## GRONDPLAN



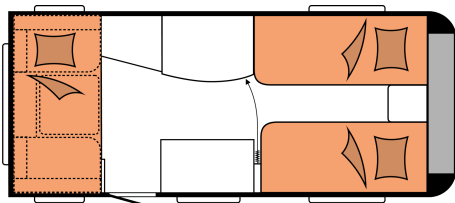
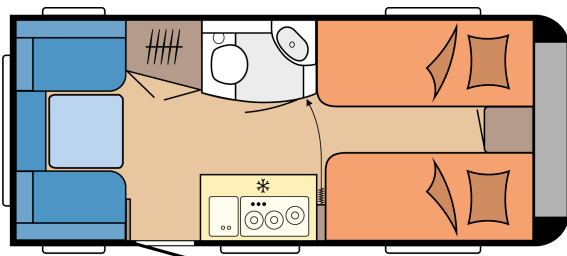
Totale lengte	5.783 mm
Totale breedte	2.200 mm
Technisch toegestaan totaalgewicht	1.200 kg



# ONTOUR 460 DL



## GRONDPLAN

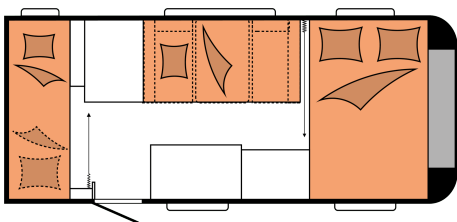
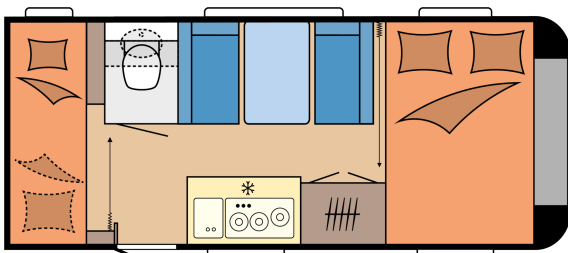


Totale lengte	6.608 mm
Totale breedte	2.200 mm
Technisch toegestaan totaalgewicht	1.300 kg

# ONTOUR 470 KMF



## GRONDPLAN



Totale lengte	6.712 mm
Totale breedte	2.200 mm
Technisch toegestaan totaalgewicht	1.350 kg