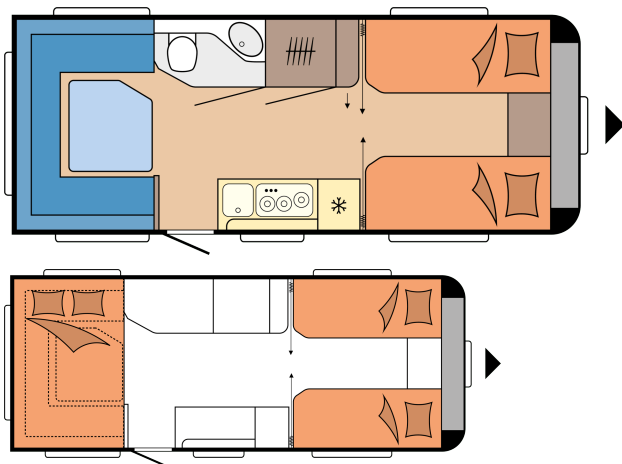


MAXIA 585 UL



GRONDPLAN

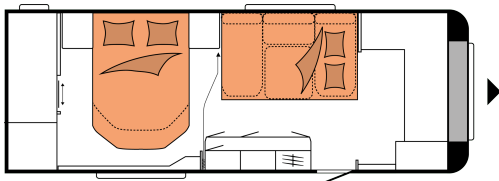
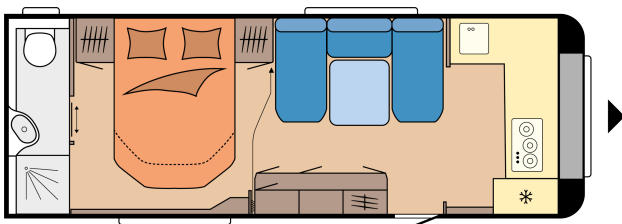


Totale lengte	7.685 mm
Totale breedte	2.500 mm
Technisch toegestaan totaalgewicht	1.700 kg

MAXIA 660 WQM



GRONDPLAN

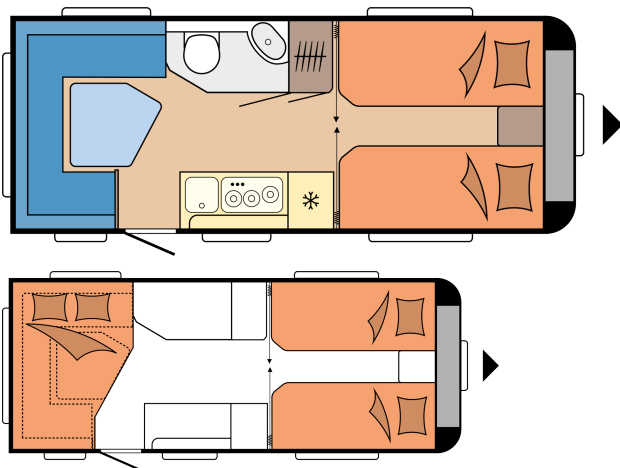


Totale lengte	8.325 mm
Totale breedte	2.500 mm
Technisch toegestaan totaalgewicht	2.000 kg

MAXIA 495 UL



GRONDPLAN



Totale lengte	7.202 mm
Totale breedte	2.300 mm
Technisch toegestaan totaalgewicht	1.500 kg